

USA

Dust Guard



Div. of Scott Electric • 412-605-2992

Vacuum Accessories

Hoses, Cuffs, Filters, Nozzles Floor Sweeps & Wands

Accessories for All Makes and Models of Vacuums & Dust Extractors

Universal Connectors —
Eliminate Proprietary Connectors
& Inferior Hoses

Professional Grade —
Connectors, Filters, Hoses
Nozzles, Floor Sweeps, Wands



Inlet Connections for All Brands & Models of Vacuums & Dust Extractors



Hose to Dust Shroud Connection — for All Hose Sizes & Dust Shrouds



Vac Inlet Cuff: Install one of these to increase CFM & Vac Performance

Universal Inlet Cuff — Accepts both hose diameters: 1-1/2" and 2".




1. Universal Inlet Cuff
#IC200U \$18.95

Installs into the inlet port of the following vacuums to eliminate using a 1-1/4" hose.

Advantages include:

1. CFM increases, amp draw decreases, clogs from chunks of debris are reduced.
2. same cuff accepts a 1.5 and 2" hose
3. fits vacuums: Bosch (all models), Fein, Hilti (all models), Makita, Metabo, Milwaukee, Nilfisk, etc.

- External thread accepts a 2" hose
- To use a 1-1/2" hose, use hose cuff D1520S.




2" Inlet Cuff — Accepts a 2" hose, fits: Bosch, Fein, Hilti, Husqvarna, Makita, Metabo, Milwaukee, etc.



2" Vinyl Inlet Cuff
#D2020S \$12.00

FACT: the tank inlet opening on a vacuum is over 2", but to increase "lift" or H2O, a 1-1/4" hose is supplied which *reduces* CFM.

Our 2" Vinyl Cuff #D2020S securely installs in the inlets of vacuums to use a 2" hoses. By maintaining the same orifice size (2"), maximum CFM at the *end-of-the-hose* is achieved and the motor and circuits operate cooler.



Z-Vac Replacement Hose — Proven performer in flexibility, smooth wall interior, crush and abrasion resistant. Two profile construction with a smooth interior and exterior surface which makes it an excellent product for carpet cleaning, dust and slurry extraction. Z-Vac is the most versatile hose in the market with premium flexibility to prevent hang-ups, glides easy over surfaces, will not mark floors, scrape objects, maximizes airflow.

FACT: 2" Hose 1) by maintaining the same diameter from the tank (2") the vacuum's maximum CFM is transferred to the end-of-the-hose-where-it-matters-most, 2) when manufacturers reduce the hose to 1-1/4", CFM at-the-end-of-the-hose is reduced, motors run hot, electrical circuits run hot and chunks of debris clog in the narrow hose.

FACT: Smooth Interior Hose Inferior hoses have corrugations (valleys) inside the hose which causes dust to settle and accumulate. As it accumulates, the hose gets heavy and the passageway narrows which restricts airflow (i.e. CFM), causes motors and circuits to run hot, visible dust increases, maintenance is required, production suffers. For dust and slurry extraction, always select a smooth-bore hose.



Z-Vac, 1-1/2" Hose

#BO111BK10	1-1/2" x 10'	\$ 39.99
#BO111BK20	1-1/2" x 20'	\$ 79.95
#BO111BK	1-1/2" x 50'	\$129.99



Z-Vac, 2" Hose

#BO20012	2" x 12'	\$ 89.88
#BO20020	2" x 20'	\$149.80
#BO20050	2" x 50'	\$279.00

Extreme Flex Hose — Lightweight, Smooth-Bore Interior

A+ performer for use with smaller dust extractors & wet/dry vacuums.

1-1/2" x 25' Hose
#231578 \$74.00

2" x 25' Hose
#233060 \$109.00



Hose Cuffs — High-quality, USA Made, screw-on connectors with a smooth-end. Provides a secure, friction fit to exhaust ports. Universal for all dust, slurry and wet/dry applications.

Thread-On -x- Smooth-End — Made of High Quality, Pliable USA Vinyl.



2" Hose: cuffs thread onto 2" hose, smooth end attaches to dust exhaust ports.

D2020S 298665	2" ID Smooth-End - attaches to dust shrouds with 2" OD. This same cuff fits into the inlet port of most vacuums to use a 2" hose.	\$12.00
D2020SS	2" ID Smooth-End <i>with Swivel</i> ~ identical to the above D2020S cuff with 360° Swivel Connection.	\$18.00
D2015S 226652	1-1/2" ID Smooth-End ~ attaches to dust shrouds with 1.5" OD including Bosch tuck point and many cup wheel dust shrouds.	\$19.00

1-1/2" Hose: cuffs thread onto 1-1/2" hose, smooth end attaches to dust exhaust ports.

D1512S 201071	1-1/4" ID Smooth-End - attaches to dust shrouds with 1-1/4" OD including Dewalt's tuck pointing and surface grinding cup wheel shrouds (i.e. Diamond Vantage blue shroud.)	\$13.00
D1515S 168896	1-1/2" ID Smooth-End ~ attaches to dust shrouds with 1.5" OD including all Bosch tuck point shrouds & Metabo's "clip-on" tuck point shroud. Also used as the inlet cuff for Dewalt's DWV012 vac to use a 1-1/2" hose.	\$9.00
D1520S 194324	2.0" ID Smooth-End ~ attaches to dust dust guards with a 2" OD dust port including our USA Dust Guards (6" and 12") and Metabo's. Also used with our Universal Inlet Cuff (#IC200U) to use 1-1/2" hose, and attaches to existing Fein inlet cuff (w 1-1/4" hose removed) to use 1.5" hose.	\$12.00
D1515T 201055	1-1/2" Dual Threaded-Ends ~ used with the Glitter Bit Dust Controller and to connect two (2) 1-1/2" hoses together.	\$12.00

1-1/4 & 1-3/8" Hose: cuffs thread onto 1-1/4 & 1-3/8" hose, smooth end attaches to dust exhaust ports.

	For vacs with a 1-1/4" and 1-3/8" hoses (Bosch, Dewalt, Fein, Hilti) the following cuffs thread onto their hoses.	
D1212S 201071	1-1/4" ID Smooth-End ~ attaches to dust shrouds with 1-1/4" OD including Dewalt's tuck pointing and surface grinding cup wheel shrouds (i.e. Diamond Vantage "blue" cup wheel shroud.)	\$9.00
D1215S 201064	1-1/2" ID Smooth-End ~ attaches to dust shrouds with 1-1/2" OD including all Bosch tuck pointing shrouds.	\$13.00
D1220S 109015	2.0" ID Smooth-End ~ attaches to dust shrouds with 2.0 OD including our USA Dust Guard (6" and 12") and Metabo's tuck point shroud.	\$21.00

Coupler ! Universal Adapter



#D-HC | Coupler — Joins a 1.5" or 2" hose together or transits from a 1.5" to 2" hose. Both ends of the coupler are 2.0" OD. **\$23.00**



#119221 | Universal Adapter — 1.5" OD x Taper End. Taper end + unique material securely installs and hold itself into most dust ports including European, Asian, Hilti, Dewalt. Select any 1.5" ID cuff to the adaptor's 1.5" OD. **\$19.00**

Y-Splitter: Connects (2) Vacuums or Operates (2) Dust Shrouds from (1) Vacuum.



- Cost-effective, OSHA Silica Dust Compliance way to increase CFM. Provides the same airflow (CFM) & suction (H2O) as expensive dual-motor or 240 volt dust extractors.
 - Each leg of the Y-Port accepts a 1-1/4", 1-1/2" or 2" hose using the appropriate screw cuff (D1220S for 1.25" hose, D1520S for 1.5" hose, D2020S for 2" hose)
- #D0014 Y-Port \$ 42.99 (top photo, left, with yellow hose and 2" OD cuffs), accepts 1-1/4", 1-3/8", 1-1/2", 2" hoses with appropriate 2" ID smooth connectors
- #D0016 Y-Port w Hose \$107.99 Y-Port with (2) 2" x 12-1/2" hoses, (2) 2" ID smooth-end connectors (D2020S)

Floor Sweeps & Nozzles — Industrial / Commercial Grade



PROFESSIONAL — 20" Floor Brush & Squeegee with Adjustable Wheels, Bristles & Rubber Blade. For both wet and dry vacuuming. HD durable, exceptional effective in even the widest cleaning path. Extremely robust aluminum construction make it nearly unbreakable. Extreme performance for extremely high demands. Rubber blade and brush strips are easily changed with-out tools and adjusts for every conceivable flooring application. Two (2) adjustable rollers.

BR700
2" x 20" Floor
Sweep with
Brushes &
Squeegee
\$239.00



Refill Hair Strip, Front and Rear, 19-1/2"

BR700BR
\$19.95



Refill Squeegee Rubber Blade, Front, 19-1/2"

BR700BSF
\$15.99



Replacement Wheel

BR73254
\$6.49



Single-Bend, Aluminum Wand, 2" x 49"

TU30
\$82.95



PROFESSIONAL — 17" Floor Brush on Wheels with Adjustable Bristles. HD grade, durable aluminum withstands extreme conditions. Easy sliding and impeccable dust and debris removal. 2" locking-collar attaches to the double bend wand, #879133.

#879130
\$178.00

Refill Hair Strip, Front and Rear, 16-1/2"

#879131
\$22.00



2" x 53" Curved, Double-Bend Wand with 2" opening and locking nut, made of aluminum. For use with the 17" Pro Floor Brush, #879130

#879133
\$150.00



9-Pc, Complete Floor & Wand Nozzle Kit, includes: 1-1/2" hose connector, handle assembly, adapter, 1-1/2" x 30" PVC coated aluminum wands (2), crevice tool, 45° bristle brush, 16" floor sweep on wheels, 16" floor squeegee. For use with 1-1/2" and 2" vacuum hose, requires D2015S connector for use with 2" hose.

#S79000
\$165.00

USA

**Dust
Guard**



Direct# 412 - 605- 2992

www.USADustGuard.com

Cartridge Filters

Type	Item No.	Description	Fits Vacuum	Price
	879492	HEPA Filter, 9 SqFt 12 / Case	Ermator / Husqvarna S-Series S13, S26, S36 Saw Sales Ultra Vac 1250, 950 Pearl PAV18 Pearl PAV26, PAV36	\$135.00
	879134	Conical Pre-Filter, 12 SqFt	Ermator / Husqvarna - S13 Pearl PAV18	\$189.00
	879135	Conical Pre-Filter, 18 SqFt	Ermator / Husqvarna - S26 Pearl - PAV26	\$197.00
	879136	Conical Pre-Filter, 40 SqFt	Ermator / Husqvarna - S36 Pearl - PAV36	\$259.00
	VF130H	HEPA Flat Filter, 99.95% @ 0.3 Microns	Bosch 9 - 14 Gallon Models	xxx.xx
	VS430H	HEPA Flat Filter, 99.95% @ 0.3 Microns	Bosch - 300 CFM 17 Gallon Model	xxx.xx
	DW9330	HEPA, Wet/Dry Filter	Dewalt - DWV010, DWV012	xxx.xx
	12-33	HEPA Filter	USA Dust Guard	\$175.00
	12-32	Pre-Filter	SCAFFOLD VACUUMS	\$3.6
	12-31	Space Filter	Same (5) filters are used in all [3] Scaffold Vacs	\$14.00
	12-30	Protection Filter Bag		\$15.90
	136514	Air Pulse Collection Bag (right)		\$65.00 / 5 Pk \$550.00 / 50 Bx
	313 45 059 010	Wet / Dry / High Efficiency	FEIN Turbo II Auto Clean	\$89.95
	13001	Wet / Dry High Efficiency	Dustless D1603	\$47.99
	D1434	Wet / Dry HEPA	Dustless D1619	\$27.99

USA

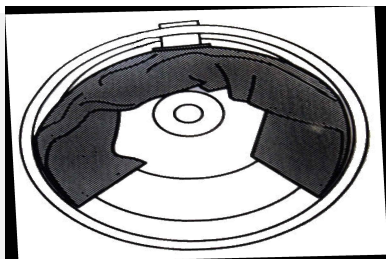
**Dust
Guard**



Direct# 412 - 605- 2992

www.USADustGuard.com

Debris Collection Bags: Air Pulse Self-Clean & Longo Pac



Air Pulse Filter Collection Bag

— Best upgrade you can make for any vacuum

“Fits Most Shop Vacs & Dust Extractors”

Stronger, Better Quality, Superior Collection Yields

- Outperforms and *outlasts* any “fleece”, cloth or paper bag 10:1 - maximizes collection yields, decreases bag consumption, will not tear or accidentally burst *even when tossed in a dumpster.*
- OSHA Silica Dust Compliant — Self-Clean, Heavy-Weight Filter Bag. Heavy-weight filter media inflates & deflates, self-cleaning itself when vacuums are turned off and on or during filter cleaning cycle with dust extractors. Dust is effectively released, powerful suction is assured, cartridge filters stay clean.
- Keeps Everything Clean: the outside of the bag, the inside of the tank and the HEPA filter are all kept clean!
- Fits 8 to 17 gallon tanks with a 2.5" OD deflector port (photo, left). Helps prevent fine dust leakage from the tank — *A+ to use to vacuum cold fire place ash.*



PN: 136514

Universal - Fits: Bosch, Dewalt, Dustless, Fein, USA Dust Guard (all models), Hilti (300 CFM), Makita, Milwaukee, Nilfisk, Ridgid, Shop Vac, many others.

\$65.00 / 5 pk N \$550.00 / 50 case

PN: 322814

Fits: TB300 Cyclone, Micro-Fiber Bag, Pre-Filter for HEPA filters.

\$56.00 / 10 pk

PN: 581H

Universal - Fits: all 5 - 8 gallon shop vacs with a 2-1/2" OD deflector port in their tanks. 99.97% filtration efficiency @ 0.3 microns. Fits Bosch, Dewalt, Dewalt, Fein, Makita, Shop Vac, others.

\$875.00 / 125 case



Longo Pac, Plastic Bags

PN: 184621

Fits All Longo Pac
Dispensers
72 Ft., 6 Mil

\$99.00
4-Ctn Box

USA

**Dust
Guard**



Direct# 412 - 605- 2992

www.USADustGuard.com